


XEROX

Xerox DocuPrint 4512/4512N Service Manual



12fm_007

720P59570

This Service Manual contains information that applies to the Xerox DocuPrint 4512N Electronic Laser Printer.

NOTICE

This manual is for use by Xerox Technicians and Xerox trained technicians only.

NOTICE

While every care has been taken in the preparation of this manual, no liability will be accepted by Xerox arising out of any inaccuracies or omissions.

All service documentation is supplied to Xerox external customers for informational purposes only. Xerox service documentation is intended for use by certified, product trained service personnel only. Xerox does not warrant or represent that such documentation is complete. Nor does Xerox represent or warrant that it will notify or provide to such customer any future changes to this documentation. Customer's service of equipment, or modules, components, or parts of such equipment may void any otherwise applicable Xerox warranties. If Customer services such equipment, modules, components, or parts thereof, Customer releases Xerox from any and all liability for Customer's actions, and Customer agrees to indemnify, defend, and hold Xerox harmless from any third party claims which arise directly or indirectly from such service.

Prepared by:
Technical Literacy
Xerox Document University
P.O. Box 2000
Leesburg, VA. 20177-0198

Prepared for:
Office Document Systems / Office Printing
Business (ODS/OPB)
Customer and Marketing Focus
701 South Aviation Blvd.
El Segundo, California 90245

Copyright 1996 by Xerox Corporation. Xerox, DocuPrint 4512N is a registered trademark of Xerox Corporation.

Copyright 1996 Xerox Corporation. All rights reserved.

Copyright protection claimed includes all forms of matters of copyrightable materials and information now allowed by statutory or judicial law or hereinafter granted, including without limitation, material generated from the software programs which are displayed on the screen such as styles, templates, icons, screen displays, looks, etc.

Xerox, and all product names and product numbers mentioned in this publication are trademarks.

Adobe and PostScript are trademarks of Adobe Systems Incorporated.

PCL, HP LaserJet, and Intellifont are trademarks of Hewlett-Packard Company. IBM is a trademark of International Business Machines Corporation. Microsoft, Microsoft Windows, Microsoft Word, MS, and MS-DOS are trademarks of Microsoft Corporation. Univers is a trademark of Linotype AG or its subsidiaries. WordPerfect is a trademark of WordPerfect Corporation. Centronics is a trademark of Centronics Corporation. Macintosh and TrueType are trademarks of Apple Computer, Incorporated. All other product names are trademarks/tradenames of their respective owners.

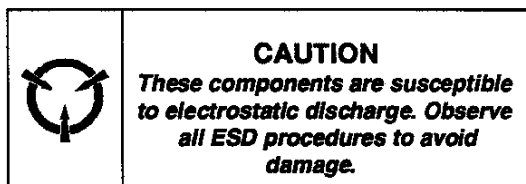
PCL and PCL 5e are trademarks of Hewlett Packard Company. This printer contains an emulation of the Hewlett Packard PCL 5e command language, recognizes HP PCL 5e commands, and processes these commands in a manner compatible with Hewlett Packard LaserJet printer products.

Warning

This equipment complies with the requirements in Part 15 of FCC rules for a class A computing device. Operation of the equipment in a residential area may cause unacceptable interference to radio and TV reception, requiring the operator to take whatever steps are necessary to correct the interference.


Electrostatic Discharge

This caution indicates that there are components which are sensitive to damage caused by electrostatic discharge.



Shock Hazard

This symbol indicates the presence of potentially hazardous voltages.



FM_001

CLASS 1 LASER PRODUCT

The Xerox DocuPrint 4512N laser printer is certified to comply with Laser Product Performance Standards set by the U.S. Department of Health and Human Services as a Class 1 Laser Product. This means that this is a class of laser product that does not emit hazardous laser radiation; this is possible only because the laser beam is totally enclosed during all modes of customer operation.

The laser and output of the laser scanner unit produces a beam that, if looked into, could cause eye damage. Service procedures must be followed exactly as written without change.

When servicing the machine or laser module, follow the procedures specified in the manual and there will be no hazards from the laser.

Laser (FDA): Any laser label visible to service must be reproduced in the service manual with location shown or indicated. Safe working procedures and clear warnings concerning precautions to avoid possible exposure must also be included.

The Laser contained in the DocuPrint 4812N meets the following standard: Laser class 3B, maximum 5mW, wavelength 780nm.


The following LASER symbol will be displayed at the start of any procedure where possible exposure to the laser beam exists.



FM_002

LUOKAN 1 LASERLAITE
KLASS 1 LASER APPARAT

Each 4512N laser printer has the laser warning label on the Laser Assembly. The Laser Label is visible when the Upper Cover is removed..



fm-005
12FM_006

Swedish / Finnish Laser Safety

VARO! - Avattaessa ja suojalukitus ohitettaessa olet alltiina näkymättömälle lasersäteilylle. Älä katso säteeseen.

WARNING! - Osynlig laserstrålning när denna del är öppnad och spärren är urkopplad. Betrakta ej strålen.

FM_004

Table of Contents

Title	Page
Introduction	v
Organization	vi
Service Call Procedures	1-1
Printer Specifications	2-1
Parts Lists	3-1
Repair Procedures	4-1
General Procedures	5-1
Wiring Data	6-1
Repair Analysis Procedures.....	7-1
Options.....	8-1

Introduction

The Xerox 4512/4512N Service Manual is the primary document used for repairing and maintaining the 4512/4512N Laser Printer.

This manual contains Service Call Procedures, Diagnostic Procedures, General Information, Repair Analysis Procedures, Image Quality Analysis Procedures, Wiring Data, Parts Lists, and Options that will enable the Service Representative to repair 4512/4512N failures.

The DocuPrint 4512 is the base model. The 4512N is the base model with a customer selectable network option installed. For the remainder of this service manual, we will consider them as a product line and refer to them as the 4512.

Organization

This manual is divided into eight sections. The title and description of each section of the manual is as follows:

Section 1 - SERVICE CALL PROCEDURES

This section is used to identify a suspected problem. It contains Call Flow, Initial Actions, and Final Actions. This part of the service manual should always be used to start the service call.

Section 2 - PRINTER SPECIFICATIONS

This section contains all the specifications for the 4512N printer.

Section 3 - PARTS LISTS

This section contains illustrations of disassembled subsystems and a listing of the spared parts.

Part names are listed in this section of the manual even if the part itself is not spared. All the parts that are spared will have the part number listed. Parts that are not spared will not have a number listed.

Section 4 - REPAIR PROCEDURES

This section contains the instructions for removal, replacement, and adjustment of the spared parts.

Section 5 - GENERAL PROCEDURES

This section contains diagnostic routines, printer setup procedures, and a listing of tools and supplies.

Section 6 - WIRING DATA

This section contains illustrations of the plug/jack locations and the routing of power and signal cables.

Section 7 - REPAIR ANALYSIS PROCEDURES (RAPs)

This section contains the procedures necessary to repair failures in the printer. This section also contains the procedures necessary to troubleshoot print quality problems.

Section 8 - OPTIONS

This section contains the instructions for installing, repairing, troubleshooting, and the parts lists for customer purchased options.

Revision Control List

Product 4512N Laser Printer	Manual Title DocuPrint 4512N Service Manual	Part Number 720P59570
---------------------------------------	---	---------------------------------

Page	Date	Page	Date	Page	Date	Page	Date
Title	9/96	3-25	9/96	4-43	9/96	5-39	9/96
ii	9/96	3-26	9/96	4-44	9/96	5-40	9/96
iii	9/96	3-27	9/96	4-45	9/96	5-41	9/96
iv	9/96	3-28	9/96	4-46	9/96	5-42	9/96
v	9/96			4-47	9/96	5-43	9/96
vi	9/96	4-1	9/96	4-48	9/96	5-44	9/96
vii	9/96	4-2	9/96	4-49	9/96	5-45	9/96
viii	9/96	4-3	9/96	4-50	9/96	5-46	9/96
		4-4	9/96			5-47	9/96
1-1	9/96	4-5	9/96	5-1	9/96	5-48	9/96
1-2	9/96	4-6	9/96	5-2	9/96		
1-3	9/96	4-7	9/96	5-3	9/96	6-1	9/96
1-4	9/96	4-8	9/96	5-4	9/96	6-2	9/96
		4-9	9/96	5-5	9/96	6-3	9/96
2-1	9/96	4-10	9/96	5-6	9/96	6-4	9/96
2-2	9/96	4-11	9/96	5-7	9/96	6-5	9/96
2-3	9/96	4-12	9/96	5-8	9/96	6-6	9/96
2-4	9/96	4-13	9/96	5-9	9/96	6-7	9/96
2-5	9/96	4-14	9/96	5-10	9/96	6-8	9/96
2-6	9/96	4-15	9/96	5-11	9/96	6-9	9/96
2-7	9/96	4-16	9/96	5-12	9/96	6-10	9/96
2-8	9/96	4-17	9/96	5-13	9/96	6-11	9/96
		4-18	9/96	5-14	9/96	6-12	9/96
3-1	9/96	4-19	9/96	5-15	9/96	6-13	9/96
3-2	9/96	4-20	9/96	5-16	9/96	6-14	9/96
3-3	9/96	4-21	9/96	5-17	9/96	6-15	9/96
3-4	9/96	4-22	9/96	5-18	9/96	6-16	9/96
3-5	9/96	4-23	9/96	5-19	9/96	6-17	9/96
3-6	9/96	4-24	9/96	5-20	9/96	6-18	9/96
3-7	9/96	4-25	9/96	5-21	9/96	6-19	9/96
3-8	9/96	4-26	9/96	5-22	9/96	6-20	9/96
3-9	9/96	4-27	9/96	5-23	9/96	6-21	9/96
3-10	9/96	4-28	9/96	5-24	9/96	6-22	9/96
3-11	9/96	4-29	9/96	5-25	9/96		
3-12	9/96	4-30	9/96	5-26	9/96	7-1	9/96
3-13	9/96	4-31	9/96	5-27	9/96	7-2	9/96
3-14	9/96	4-32	9/96	5-28	9/96	7-3	9/96
3-15	9/96	4-33	9/96	5-29	9/96	7-4	9/96
3-16	9/96	4-34	9/96	5-30	9/96	7-5	9/96
3-17	9/96	4-35	9/96	5-31	9/96	7-6	9/96
3-18	9/96	4-36	9/96	5-32	9/96	7-7	9/96
3-19	9/96	4-37	9/96	5-33	9/96	7-8	9/96
3-20	9/96	4-38	9/96	5-34	9/96	7-9	9/96
3-21	9/96	4-39	9/96	5-35	9/96	7-10	9/96
3-22	9/96	4-40	9/96	5-36	9/96	7-11	9/96
3-23	9/96	4-41	9/96	5-37	9/96	7-12	9/96
3-24	9/96	4-42	9/96	5-38	9/96	7-13	9/96

Revision Control List (continued)

Product 4512N Laser Printer	Manual Title DocuPrint 4512N Service Manual	Part Number 720P59570
---------------------------------------	---	---------------------------------

Page	Date	Page	Date	Page	Date	Page	Date
7-14	9/96						
7-15	9/96						
7-16	9/96						
7-17	9/96						
7-18	9/96						
8-1	9/96						
8-2	9/96						
8-3	9/96						
8-4	9/96						
8-5	9/96						
8-6	9/96						
8-7	9/96						
8-8	9/96						
Comment	9/96						
Address	9/96						